

ABOUT



FEATURES

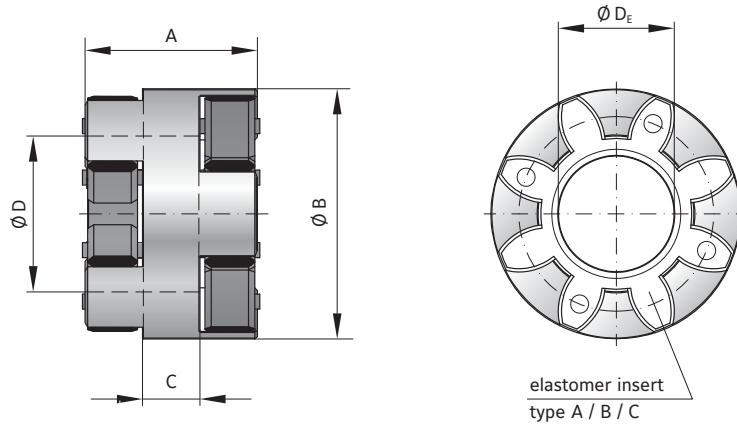
- ▶ high lateral misalignment
- ▶ easy to mount
- ▶ combine with any two hub designs

MATERIAL

- ▶ **Hubs:** high strength aluminum
- ▶ **Elastomer:** wear resistant thermally stable TPU

DESIGN

A concentrically machined spacer with curved jaws. 2x elastomer segment press fit for zero backlash; standard versions are electrically isolating.



MODEL EKZ

SIZE	2			5			10			20			60			150			300			450			800			
	A	B	C	A	B	C	A	B	C	A	B	C	A	B	C	A	B	C	A	B	C	A	B	C	A	B	C	
Type (Elastomer insert)																												
Rated torque (Nm)	T_{KN}	2	2.4	0.5	9	12	2	12.5	16	4	17	21	6	60	75	20	160	200	42	325	405	84	530	660	95	950	1100	240
Max. torque (Nm)	T_{Kmax}	4	4.8	1	18	24	4	25	32	6	34	42	12	120	150	35	320	400	85	650	810	170	1060	1350	190	1900	2150	400
Overall length (mm)	A	20			26			30			39			48			53			62			86			81		
Outside diameter (mm)	B	16			25			32			42			56			66.5			82			102			136.5		
Hub length (mm)	C	9			9			9			10			16			18			20			40			25		
Inside diameter (mm)	D	9			15			18			25			32			38			45			60			80		
Inside diameter of elastomer (mm)	D_E	6.2			10.2			14.2			19.2			26.2			29.2			36.2			46.2			60.5		
Moment of inertia (10^{-3} kgm^2)	J_1, J_2	0.0001			0.0005			0.002			0.008			0.03			0.05			0.1			0.6			1.1		
Approx. weight (kg)		0.007			0.02			0.04			0.09			0.21			0.33			0.58			1.38			2.09		
Speed standard (min^{-1})		15,000			15,000			13,000			12,500			11,000			10,000			9,000			8,000			4,000		

For information on shaft misalignment, torsional stiffness, and other details about the elastomer inserts see pages 66 + 67.

ORDERING EXAMPLE	EKZ	60	A	XX
Model	●			
Size		●		
Elastomer insert type			●	
Special designation only (e.g. non-standard length).				
For custom features place an XX at the end of the part number and describe the special requirements (e.g. EKZ / 60 / A / XX; XX=anodized aluminum)				

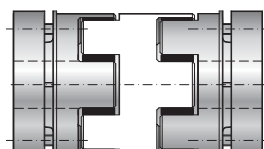
WORKS WITH FULL PRODUCT RANGE



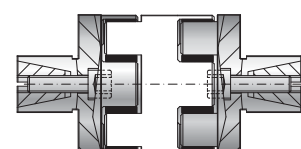
EK1



EK2



EK6



EK7